

# **ARDEN** EQUIPMENT

## **SCRAP RECYCLING**



**SHEAR • CONCRETE CRUSHER • GRAB • GRAPPLE • MAGNET • STEEL SHEAR • EXCAVATOR ARM**

200+ employees

5 foreign subsidiaries

Membership of a group

50 years of experience

Exporting to 50 countries

7 business sectors

## Building together the innovations of tomorrow.



**Laurent DARDENNE**  
Managing Director  
ARDEN EQUIPMENT

Dear customers and partners,

At Arden Equipment, we develop our solutions with a clear guiding principle: to design reliable, high-performance equipment tailored to the practical demands of the field, whilst preparing our product ranges for the future. Our approach is based on experience, listening to our users, and a constant commitment to improving our products and services.

Among our major developments, we are preparing a new generation of mini-excavator buckets for 2026. Their design will allow them to accommodate the main quick-coupler kits without any modifications to the bucket body, with the aim of improving our lead times and responding more quickly to your requests. In line with this approach, we are continuing to develop S-type couplers to ensure broad compatibility with existing fleets of machinery. Our dual-purpose interchangeable solution, based on the AIO automatic connection system, also illustrates this move towards greater versatility, allowing you to switch quickly from a demolition or recycling tool to handling equipment using a single machine.

We are also working to optimise our production costs, without compromising on our core requirement: to maintain the high standards of quality and durability that characterise Arden Equipment. This approach applies in particular to our ranges of sorting and demolition grapples. By developing and streamlining our product ranges, we are able to offer more competitive solutions, whilst retaining tried-and-tested mechanical components that guarantee reliability in the field.

The launch of our new website marks another significant milestone. More than just a showcase, it serves as a genuine decision-making tool: featuring equipment and spare parts configurators, simplified access to technical and sales documentation, as well as an online purchasing platform exclusively for our distributor network, enabling them to order spare parts and certain equipment directly.

As Managing Director, and drawing on my previous experience as Industrial Director, I remain firmly committed to developing sustainable solutions, supporting you in your projects and building together the innovations of tomorrow.

**Laurent DARDENNE**  
Managing Director

Get to know our company :



## SCRAP SHEAR

9t - 50t 9t - 90t



Scrap shears are designed to cut sheet metal, metals, scrap, and cables. Their robust blades allow them to easily cut steel materials. Shears can be **mounted directly on the stick or on the boom.**

- Reversed cylinder to protect the rod
- Shrink-fitted pin
- Anti-abrasion and high-tensile steel
- Hard-facing reinforcement of the jaws in 600 HB

### OPTIONS

- Centralized autonomous greasing except AS014
- Speed valve optional on AS014
- Arden Jet optional on AS030

## UNIVERSAL SHEAR

2.5t - 70t



Universal shears are ideal on job sites where versatility is required. Thanks to their different jaw versions, they can switch from primary to secondary demolition, allowing the dismantling and recycling of reinforced concrete or steel structures.

CB: Concrete shear  
BB: Concrete crusher  
BV: Perimeter cutting

BF: Concrete/Scrap  
CF: Scrap shear  
GR: Steel shear

- Quick jaw change
- Versatile
- 360° rotation with 1 or 2 motors
- Reversed cylinder to protect the rod
- Highly resistant thanks to its 450 HB jaws
- Replaceable spare parts

### OPTIONS

- Booster CU007/CU008
- Speed valve except CU230 & CU350
- Arden Jet except CU230 to CU008

## DEDICATED SHEAR

14t - 100t



Dedicated shears meet a very specific need that does not require changing jaws. There are 5 types of jaws.

CB: Concrete shear\*  
BB: Concrete crusher  
BV: Perimeter cutting

BF: Concrete/Scrap  
CF: Scrap shear

*\*For the CD080, available only in CB version*

- 360° rotation with 1 or 2 motors
- Reversed cylinder to protect the rod
- Highly resistant thanks to its 450 HB jaws
- Replaceable spare parts

### OPTIONS

- Speed valve (except CD080)
- Arden Jet (except CD080)

## CONCRETE CRUSHER

13t - 80t



For secondary demolition, concrete crushers feature a large jaw opening. It offers **higher productivity** than universal or dedicated tools equipped with concrete jaws. They ensure time savings in your tasks.

- Customizable with or without rotation (depending on the model)
- Powerful with greater forces at the teeth
- Easily replaceable wear parts
- Robust with anti-abrasion steel
- Hard-facing buildup for teeth

### OPTIONS

- Booster (BBH014, BBH020 & BBH031)
- Speed valve
- Closing plate
- Arden Jet

## SORTING GRAB



2.5t - 90t



Highly reliable and versatile tools, Arden Equipment sorting grabs allow you to **grip, demolish, sort, load, and recycle** all your materials easily.

- Versatility thanks to different shells
- With or without rotation
- Structural solidity through its design

### OPTIONS

- Arden Jet \*
- Bolted side plates \*
- Safety valves
- Rubber between blade and bolt-on cutting edge
- Bolt-on cutting edge with bolted teeth \*
- Bolted notched teeth \*

\* on certain models

## DOUBLE-USE EXCAVATOR ARM



The interchangeable solution allows **adapting the same excavator to handling or demolition and recycling applications.**

Thanks to the double-use excavator arm and the AIO hydraulic quick hitch, changing configurations is easily done from the cab.

- Maximum versatility
- Optimized productivity and profitability
- Low investment by retaining the existing excavator

### OPTIONS

- Support for quick change of stick and tools


View our solution in action



## GRAPPLE



270 à 3800 L 6t - 90t et<sup>©</sup>



Grapples allow gripping and handling materials thanks to their reinforced tines and protected cylinder rods. Designed to offer maximum robustness, they withstand the most extreme operating conditions.

Available in **3, 4 or 5 tine versions.**

- Robust and reliable design
- Simplified maintenance
- Customization possible (choice of shapes and number of tines)
- Hose protection or complete protection cage as standard.

### OPTIONS

- Reinforced tines or cores on some models

## HYDRAULIC MAGNET



8t - 45t



Hydraulic magnets are an optimal solution for sorting and handling ferrous materials. Several versions are available: with adapter plate, with adapter plate and teeth, or with chains. **Hydraulically powered**, they require no electrical power supply or generator on the excavator.

- Integrated hydraulic generator for increased magnetic force
- Flow regulator for longer life

### OPTIONS

- Teeth
- Plate or chain

## STEEL SHEAR



26t - 39t



Steel shears are dedicated tools for cutting cisterns, tanks, and flat metal sheets. Their perimeter cutting guarantees precision and efficiency. Directly equipped with a Speed valve, they offer significant time savings on job sites.

- Cutting precision thanks to its narrow blade
- High power through cylinder sizing
- Compact and reinforced frame



## HYDRAULIC BREAKER



Arden Equipment's range of breakers is designed to meet all your needs, from small precision tasks to large demolition sites. Thanks to their robust design and resistance to the most difficult conditions, these tools ensure long-term performance and reliability.

- Powerful
- Adaptable
- Centralized autonomous greasing as standard from AB2054
- Dust protection
- Easy start

- OPTIONS**
- Arden Jet from AB1054
  - Hammer bracket
  - Additional grease cartridge
  - Additional point
  - Autonomous greasing from AB0854 to AB1854



0.5t - 100t

## YOKE & ADAPTER PLATE



Arden Equipment offers **systems to adapt all its products to your carriers**, whether they are pendulum tools, rotary tools, or quick hitches, thanks to suitable yokes and adapter plates.

- Reinforced resistance thanks to high-tensile steel (HSS) and optimized designs



0.8t - 90t

## UNIVERSAL JOINT or SUSPENSION LINK



Universal joints or suspension links are intended for use with material handling excavators. They are designed to adapt to all your pendulum tools.

- Adaptability
- Reinforced resistance thanks to high-tensile steel (HSS) and optimized designs

- OPTIONS**
- Quick universal joint
  - Automatic universal joint



5t - 90t et<sup>©</sup>

## BACKHOE CLAMSHELL KIT



Backhoe clamshell kits are available for different quick hitch versions: QA, CW, SW, as well as in a two-pin version. **This interface allows you to use your pendulum tools with a backhoe excavator.**

- Versatility



0.8t - 90t

## AIO HITCH

NEW



The **automatic connection quick hitch** is a system allowing instant connection of all your hydraulic and mechanical tools from the cab, and quick switching from one tool to another.

- Versatility
- Productivity gain
- Enhanced operator safety
- Environmental friendliness

- OPTIONS**
- Hydraulic kit
  - Hose and installation kit
  - Additional ½" or electrical coupler



12t - 40t

## HYDRAULIC QA HITCH



The Quick Arden quick hitch system allows for quick change of various AE tools. It is equipped with a safety paddle on the front axle, serving as a visual indicator for locking and unlocking.

- Automatic unlocking and snapping from the cab
- Safety with play compensation
- Compatible with all shovel or backhoe applications (except some models)
- Cast steel base and mechanism for greater robustness

- OPTIONS**
- Latching hooks
  - Hydraulic circuit kit



0.8t - 37t

## MECHANICAL QA HITCH



The Quick Arden quick hitch system allows for quick change of various AE tools. For QA05 and QA13-23M series 3 versions, locking is automatic from the cab, while unlocking is done using a key.

- Automatic snapping from the cab
- Safety with play compensation
- Compatible with all shovel or backhoe applications (except some models)
- Cast steel base and mechanism for greater robustness

- OPTIONS**
- Latching hooks



0.8t - 12t

## UA HITCH



The Uni Arden hitch is capable of picking up buckets from different manufacturers, with different pin centers and diameters. It is one of the most compact ranges on the market.

- Automatic front pin holding paddle
- Safety check valve
- Resistant cast body depending on the model
- Compatible for shovel or backhoe configuration

- OPTIONS**
- Handling hook
  - Removable original machine pin kit
  - AE kit integrated into the bucket beam
  - Removable pin kit for couplers
  - Hydraulic circuit kit



2.6t - 53t

## AES HITCH

NEW

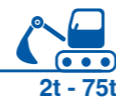


The AES hitch allows you to change tools easily and quickly. It is reversible and compatible with the Nordic S-type standard.

- Counterbalance valve on the cylinder for maximum safety
- Automatic front pin holding paddle
- Robust welded or cast body
- Fully protected internal mechanism

### OPTIONS

- Hydraulic kit



2t - 75t

## BACKHOE BUCKET



Backhoe buckets are available in different profiles and for various uses: **general-purpose, severe-duty, or quarry**, to adapt to all working conditions. Their flat bottom ensures optimal stability on the ground and facilitates bucket pick-up in shovel configuration. They are equipped with AE teeth as standard.

- Increased penetration
- Optimal filling
- Ease of transport
- Robust thanks to anti-abrasion steels like 450 HB & 500 HB

### OPTIONS

- Non-reversible in QA mode
- Reversible in CW mode
- Bolt-on cutting edge
- Welded V-cutting edge



0.8t - 90t

## AECW HITCH

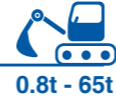


The AECW hitch mounts on buckets with specific CW footprint. It is available in mechanical or hydraulic versions.

- Handling hook
- Mechanical or hydraulic version depending on the model
- Robust welded body

### OPTIONS

- Pressure reduction kit for excavators with locking pressure above 60 bar
- Hydraulic kit



0.8t - 65t

## HIGH-TIP BUCKET



High-tip buckets (DI) are ideal for unloading and handling low-density materials such as cereals, compost, or fertilizer.

- Excellent penetration
- Robust construction
- Several profiles available

### OPTIONS

- Autonomous greasing
- Hose protections
- 450 HB shell shielding
- Flap on some models



4.5t - 23t

## AEL LOADER HITCH




The AEL quick hitch is designed for loaders from 6 to 34 tons. Hydraulic and compatible with the most common standard on the market, it allows a fast and secure tool change with a visual locking indicator.

- Hydraulic quick hitch
- Compatible with the ISO standard
- Visual locking indicator



6t - 34t

## LOADER BUCKET



Loader buckets are perfectly suited for handling low to high-density materials, such as wood, compost, or rubble. They are available in several versions.

- Configurable volume
- Efficiency
- Robustness

### OPTIONS

- Spill guards or grids



7t - 55t



## DISCOVER OUR NEW E-COMMERCE WEBSITE: BUILT-IN CONFIGURATOR, ORDERS AND REAL-TIME QUOTES!

Find the right attachments for your excavator using our configurator:

Select the **weight**, **brand** and **model** of your machine, then filter by tool type. Compatible equipment is displayed instantly, ready to be ordered or added to your quote.

### Spare parts: quick and easy to order online

Find and order your parts in just a few clicks on our website:

- **Using the configurator:** enter the **serial number** or model name of your equipment.
- **By category:** go straight to the part via the **'Spare Parts'** tab.
- **From the product page:** go to the **'Spare Parts'** tab.

### Access all our documentation

- Product pages
- User guides
- Spare parts diagrams

Create your customer account now!

[www.arden-equipment.com](http://www.arden-equipment.com)



## OUR INDUSTRY BROCHURES

SEE ALL OUR INDUSTRY BROCHURES

### EARTHMOVING



### DEMOLITION



### SCRAP RECYCLING



## REPAIR + SERVICE

The Repair + service gives your tools a **second life**. Our experts can advise you on how to repair tools that are still in working order, offering a cost-effective solution.

**AFTERMARKET**  
+33 (0)3 24 59 81 84  
sav@arden-equipment.com

**SPARE PARTS**  
+33 (0)3 24 33 64 49  
pr@arden-equipment.com

### BEFORE / AFTER



## MOBILE SERVICE ENGINEERS




Arden Equipment provides you with a team of qualified technicians, from commissioning to repairing your tools.

Got a question, need some advice, or experiencing a fault? We're here to help.

### RAILWAY



### HANDLING



### LANDSCAPING



Find out here

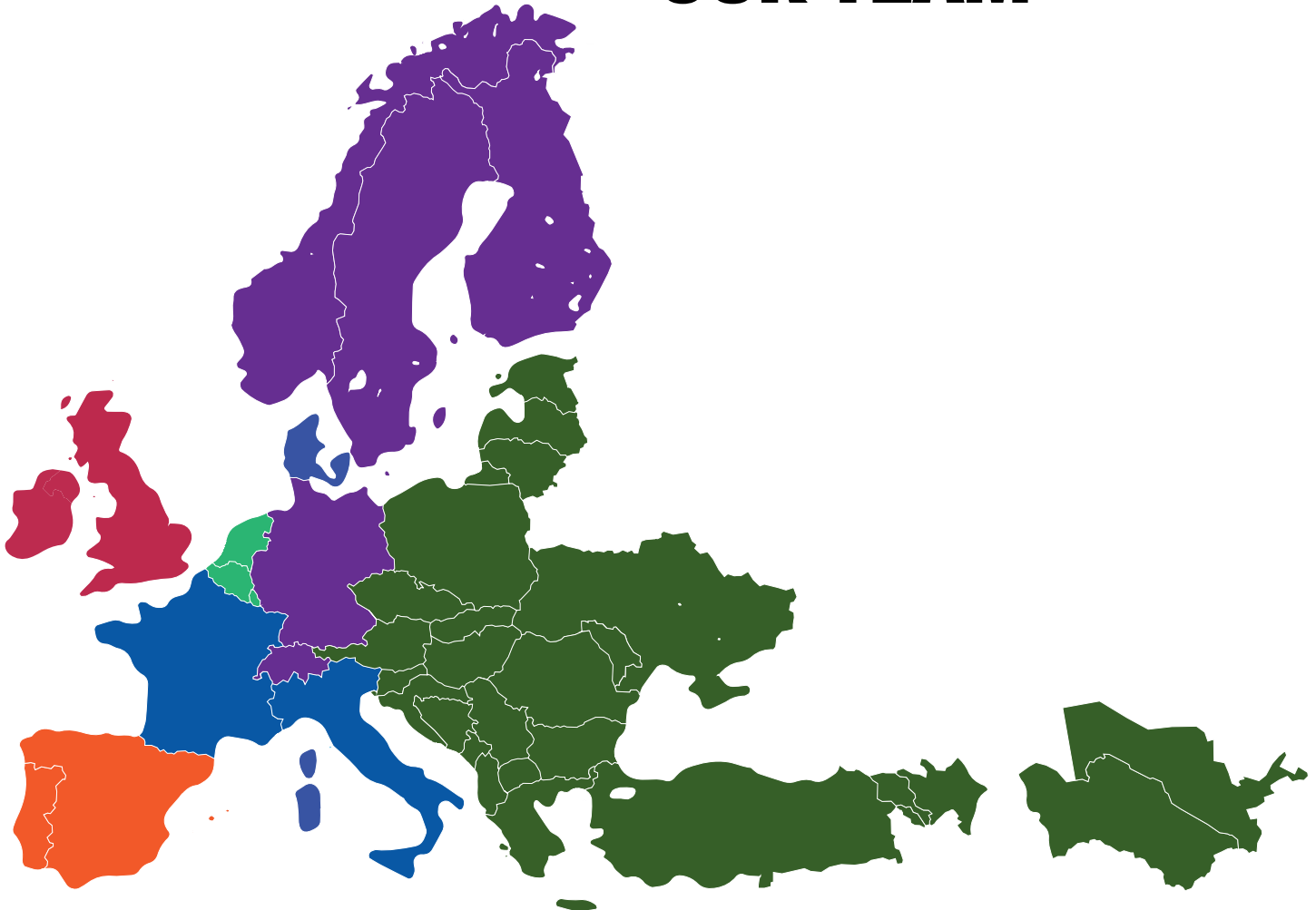




# ARDEN

## EQUIPMENT

### OUR TEAM



**Sales Support**  
+33 (0)6 16 37 30 11  
commerce@arden-equipment.com



**Jean-Paul DEGRYSE**  
+32 496 52 04 59  
jp.degryse@arden-equipment.com



**Julien NEIRINCK**  
+33 (0)6 02 12 07 78  
julien.neirinck@arden-equipment.com



**Jesús GINÉS**  
+34 667 65 37 96  
jesus.gines@arden-equipment.com



**Alvaro MANSO**  
+34 625 92 78 98  
alvaro.manso@arden-equipment.com



**Igor MALCEFF**  
+359 878 57 67 63  
igor.malceff@arden-equipment.com



**Richard CREIGHTON**  
+44 7 908 715 631  
richard.creighton@arden-equipment.com



**Lewis TABB**  
+44 7 946 378 556  
lewis.tabb@arden-equipment.com



**Miroslav MAŽÁR**  
+421 915 998 920  
miroslav.mazar@arden-equipment.sk

